



COOLED INCUBATOR

CI 130 PRO



- **Structure** : upright type, realized in sheet steel epoxy coated white colour both in- and outside or in stainless steel 18/10 AISI 304 both in- and outside. All the internal corners are rounded to make easy any cleaning operations and the internal bottom is tray type to contain spills
 - **Insulation** : high density (40 Kg/m³) foamed-in-place polyurethane, with a thickness of 40 mm. CFC-free
 - **Feet** : Nr 4, adjustable in height for levelling
 - **Insulated door** : Nr 1, hinged, made with the same material and insulation as the rest of the structure (sheet steel epoxy coated white colour or stainless steel 18/10 AISI 304 always both in- and outside). The door is provided with a removable magnetic rubber gasket in order to grant a perfect hermetic closing and reversibility facilities, to change the door hanging. The handle is flush-fitting type so does not increase the size of the refrigerator. The door is also fitted with a special door switch that stops the internal ventilation at the door opening (to limit the air cold loss)
 - **Internal equipment** : Nr 2, storage open wire shelves realized sheet steel with a strong plastic coating (rust-proof material) . The shelves are mounted on special anti-tilt stainless steel slides that allows the shelf extraction and they can be easily removed and adjusted in height without the use of any tool. The special internal racking-system allows a great flexibility of the internal fitting with the possibility of interchange and combine both shelves and drawers (drawers optionally available)
- Shelf dimensions (W x D cm) : 40 x 50
 - Shelf loading capability (Kg) : 25 (with uniformly stored material)
 - **Internal lighting** : Nr 1 LED tube, mounted in the side wall, with activation through a special switch located on the control panel. It grants energy saving and prevent the internal heating produced by the traditional neon tubes
 - **Control panel "PRO PID"** : located in the top part of the structure (above the door), it is microprocessor operating with soft-touchpads and LCD display, allowing the control of all the functions and working status of the refrigerator (including alarms). The control panel is battery operating in order to grant the functioning of the alarms even in case of power failure. The main functions of the control panel are :
 - Large (2 lines writings) LCD display, retro-illuminated white colour with black characters, indicating the appliance working status (defrosting, alarm running, actual temperature, etc.)
 - Digital temperature adjusting and displaying with an accuracy of 0,1°C
 - Keyboard password protected with automatic locking, to avoid tampering from unauthorized persons
 - Back-up battery, with automatic recharging, granting till 48 hours autonomy for the control panel functioning in case of power failure
 - Visual and acoustic alarm signalling (with automatic resetting) for:
 - high and low temperature with limits programmable from the user
 - door ajar, delayed of 3 minutes to allow the standard operations
 - power failure
 - battery discharged
 - condenser dirty
 - anti-freezing evaporator
 - sensors failure
 - Muting facilities for the acoustic alarms, with continuous warning indication on the display and automatic ring-back after 3 minutes if the alarm situation persists
 - Test facilities for both battery charging status and alarm limits
 - Alarms memory (not deletable) for the last 30 alarm conditions, with the possibility of checking from the display, the alarm condition, when the alarm is started, when it is ended and which is the highest or lowest peak reached from the temperature (if applicable)
 - Events memory with the possibility of checking from the display, door openings, relays status, etc.
 - NTC sensors for accuracy of the temperature control



COOLED INCUBATOR

CI 130 PRO


- NO/NC contact to remote the alarm signals
- RS 485
- **Cooling unit** : top mounted, with the condensing unit compounded by Nr 1 hermetic compressors and Nr 1 finned condenser, air cooled through a fan. Also, in the ceiling of the storage chamber, is mounted the finned evaporator with copper pipes, that is housed into a stainless steel cover that incorporate the fan. All the mounted components are industrial grade to grant the maximum reliability
- **Refrigerant** : R134a CFC-free
- **Defrosting** : completely automatic, thermostat controlled. The condensate water is automatically channelled into an heated tray, located in the motor compartment, for the automatic evaporation of the condensate water
- **Heating element** : chamber mounted, housed into a stainless steel cover that incorporate the fan (same as for the evaporator). The heating element is industrial grade to grant the maximum reliability
- **Refrigeration/Heating** : forced-air, through a fan, granting the maximum temperature uniformity and stability inside of the cabinet
- **Temperature range** : infinitely adjustable between +2°C / +50°C
- **Voltage (V/ph/Hz)** : 220-230/1/50
- **Plug** : Schuko type
- **Breakers** : Nr 2 glass cartridge fuses with a rating of 10A, at protection of the appliance
- **Noise level (dB(A))** : ≤ 48
- **Gross capacity (litres)** : 150
- **Net capacity (litres)** : 130
- **Dimensions (W x D x H cm)** : 53 x 64 x 94
- **Net weight (Kg)** : 65
- **Packed dimensions (W x D x H cm)** : 65 x 72 x 114 (0,54 m³)
- **Gross weight (Kg)** : 75



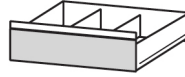
COOLED INCUBATOR

CI 130 PRO

ACCESSORIES AVAILABLE



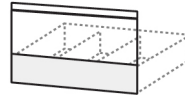
Extra wire shelf



Stainless steel drawer



Plastic partitions for drawers



Front top for drawers



Kit of rollers



Safety door lock with key



Temperature chart recorder



Electronic temperature printer



Vers. July 13

* The declared performances are referred at +38°C ambient temperature, relative humidity of 70% and without any internal thermal mass (empty cabinet).

* Should it be necessary or useful without undermining any model essential features, technical and stylistic characteristics are subject to be changed without manufacturer's previous notice.